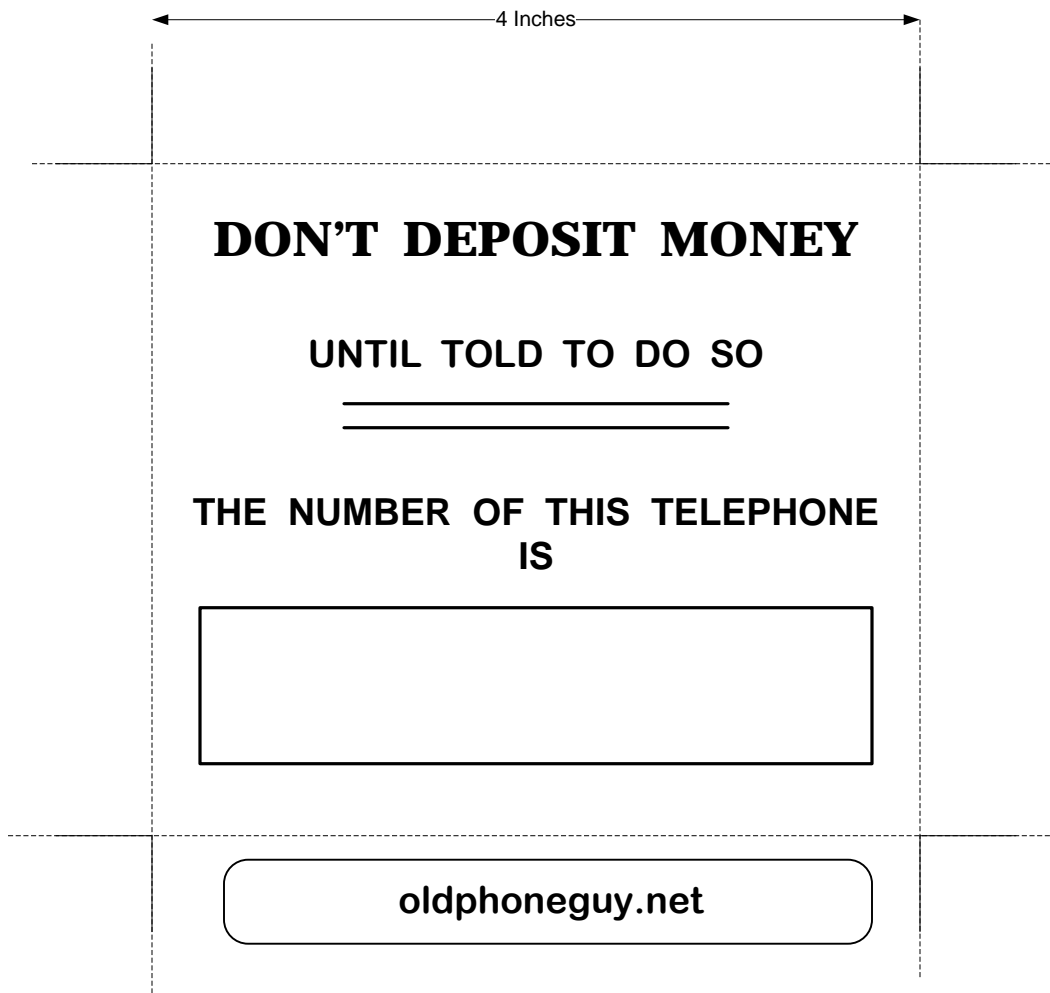


Old 3 Slot Pay Phone Cards

Original Designs
Based on Old Cards

Draw pencil lines as shown, cut with ruler and razor blade
It should fit exactly



I made the drawings using Microsoft Visio, then converted them to PDF files. Some are original creations, some are “copes” of what I have seen in print or on pay phones or are combinations of all three.

I have not copyrighted them and you can use them for any purpose.

I first started playing with 3 Slot Coin Telephones when I was in high school and I figured out how to make free calls, it was so much easier in the early days. I graduated from high school in 1960. (The era of the movie “Grease”, which was partly filmed at my high school.)

You can print the black and white illustrations on white or buff paper, sometimes the slight color of the buff paper looks better. Of course, print the color ones on white paper. Card stock works best.

The “0” Operator



Insert Name of City or location in first box, address in second box

NOTICE

THIS IS A

TELEPHONE

LOCATED AT

TO SPEED YOUR CALLS

You can dial direct to any location in the nearby area. For calls over 10¢, an Operator will come on the line and request an additional deposit for 3 minutes. Money will return if your call does not complete. For Long Distance, Dial "0" Operator first.

EMERGENCY CALLS

DIAL "0" OPERATOR

**Police
Ambulance
Fire**

Any Emergency

4 Inches


May 30, 2008

EMERGENCY CALLS

DIAL "0" OPERATOR

**Police
Ambulance
Fire**

Any Emergency



Connect "L" with pencil lines, cut on lines, card will then be exact size for holders. Measure your holder first to be sure!

oldphoneguy.net


GEN_018.vsd

1. REMOVE RECEIVER
 2. DEPOSIT DIME (OR TWO NICKELS)
 - 3 LISTEN FOR DIAL TONE
 - DIAL FIRST 2 LETTERS AND 5 NUMBERS
 - IF ALL NUMBER ARE SHOWN IN DIRECTORY
 - DIAL 7 NUMBERS
 4. IF BUSY OR NO ANSWER, HANG UP
- MONEY WILL BE RETURNED**

LONG DISTANCE -----	DIAL 110
INFORMATION -----	DIAL 114
TELEGRAMS -----	DIAL 112
EMERGENCIES -----	DIAL "0"
OPERATOR -----	(OPERATOR)

1. REMOVE RECEIVER
 2. DEPOSIT DIME (OR TWO NICKELS)
 - 3 LISTEN FOR DIAL TONE
 - DIAL FIRST 2 LETTERS AND 5 NUMBERS
 - IF ALL NUMBER ARE SHOWN IN DIRECTORY
 - DIAL 7 NUMBERS
 4. IF BUSY OR NO ANSWER, HANG UP
- MONEY WILL BE RETURNED**

LONG DISTANCE -----	DIAL 110
INFORMATION -----	DIAL 114
TELEGRAMS -----	DIAL 112
EMERGENCIES -----	DIAL "0"
OPERATOR -----	(OPERATOR)





Local and Long Distance Calls



Local and Long Distance Calls

1. Lift Handset
2. Deposit 10 ¢
3. Listen for Dial Tone (Humm...)
4. Dial Number
5. Hang up when call is complete, money will return if no answer.

Long Distance Dial Operator

DIAL "0"
(OPERATOR)

Operator Dial 0
 Information 113

